HMIE | His Majesty's Inspectorate of Education in Scotland
Luchd-sgrùdaidh an Rìgh airson Foghlam ann an Alba

# Biggar Primary School - 8550921

## Pre-inspection questionnaire summary report

## Inspection week: Insert Week of Inspection

When numbers are low, responses may not add up to 100%. If there are less than 10 responses per question, that question will not appear.

HMIE | His Majesty's Inspectorate of Education in Scotland
Luchd-sgrùdaidh an Rìgh airson Foghlam ann an Alba

# Questionnaire for children in primary stages (01)

## 01 Your Experience by Percentage Chart (Sharing)

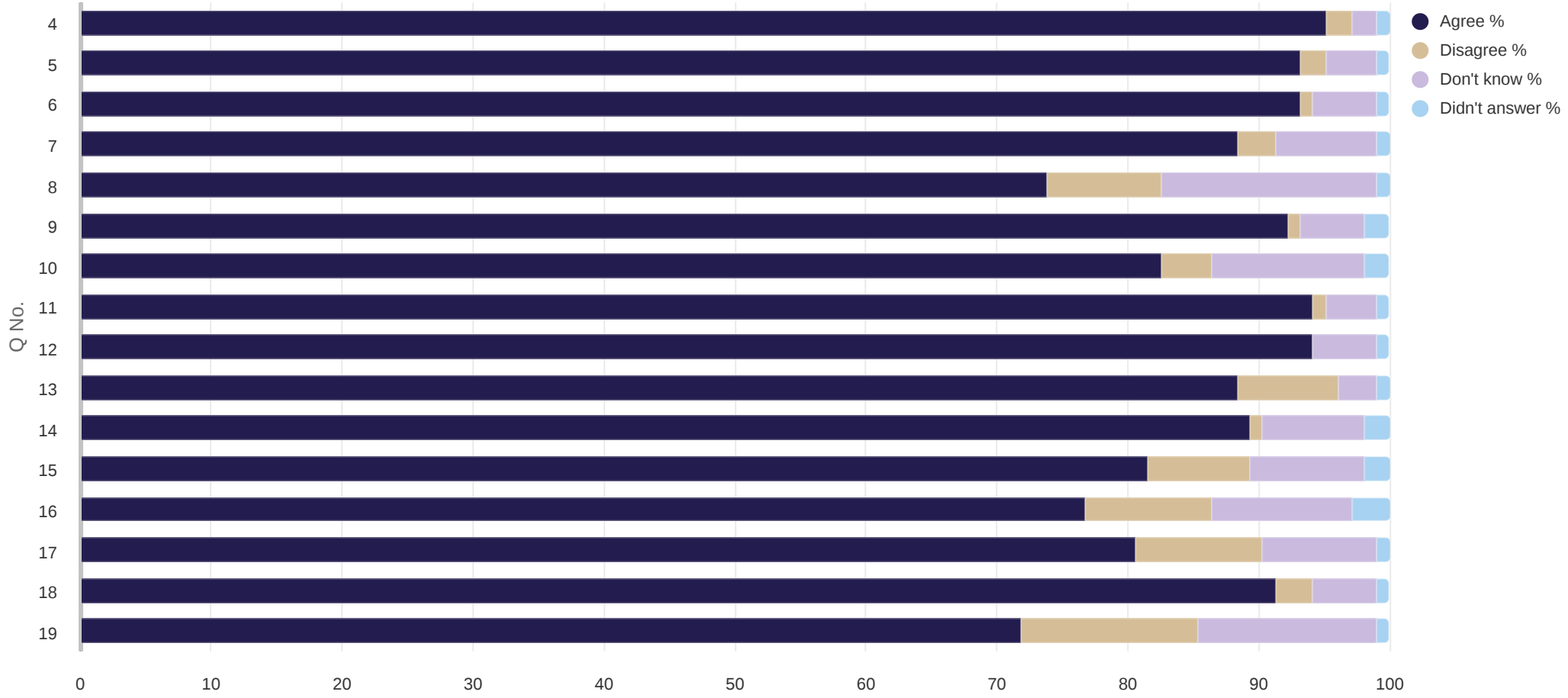


When numbers are low, responses may not add up to 100%. If there are less than 10 responses per question, that question will not appear.

HMIE | His Majesty's Inspectorate of Education in Scotland
Luchd-sgrùdaidh an Rìgh airson Foghlam ann an Alba

## 01 Your Experience by Percentage (Sharing)

| Q No. | Question | Response Count | Agree % | Disagree % | Don't know % | Didn't answer % |
|---|---|---|---|---|---|---|
| 4 | I feel safe when I am at school. | 103 | 95.15 | 1.94 | 1.94 | 0.97 |
| 5 | My school helps me to feel safe. | 103 | 93.20 | 1.94 | 3.88 | 0.97 |
| 6 | I have someone in my school I can speak to if I am upset or worried about something. | 103 | 93.20 | 0.97 | 4.85 | 0.97 |
| 7 | Staff treat me fairly and with respect. | 103 | 88.35 | 2.91 | 7.77 | 0.97 |
| 8 | Other children treat me fairly and with respect. | 103 | 73.79 | 8.74 | 16.50 | 0.97 |
| 9 | My school helps me to understand and respect other people. | 103 | 92.23 | 0.97 | 4.85 | 1.94 |
| 10 | My school is helping me to become confident. | 103 | 82.52 | 3.88 | 11.65 | 1.94 |
| 11 | My school teaches me how to lead a healthy lifestyle. | 103 | 94.17 | 0.97 | 3.88 | 0.97 |
| 12 | There are lots of chances at my school for me to get regular exercise. | 103 | 94.17 | 0.00 | 4.85 | 0.97 |
| 13 | My school offers me the opportunity to take part in activities in school beyond the classroom and timetabled day. | 103 | 88.35 | 7.77 | 2.91 | 0.97 |
| 14 | I have the opportunity to discuss my achievements outwith school with an adult in school who knows me well. | 103 | 89.32 | 0.97 | 7.77 | 1.94 |
| 15 | My school listens to my views. | 103 | 81.55 | 7.77 | 8.74 | 1.94 |
| 16 | My school takes my views into account. | 103 | 76.70 | 9.71 | 10.68 | 2.91 |
| 17 | I feel comfortable approaching staff with questions or suggestions. | 103 | 80.58 | 9.71 | 8.74 | 0.97 |
| 18 | Staff help me to understand how I am progressing in my school work. | 103 | 91.26 | 2.91 | 4.85 | 0.97 |
| 19 | My homework helps me to understand and improve my work in school. | 103 | 71.84 | 13.59 | 13.59 | 0.97 |

When numbers are low, responses may not add up to 100%. If there are less than 10 responses per question, that question will not appear.

HMIE | His Majesty's Inspectorate of Education in Scotland
Luchd-sgrùdaidh an Rìgh airson Foghlam ann an Alba

## 01 Your Experience by Percentage 2 Chart (Sharing)

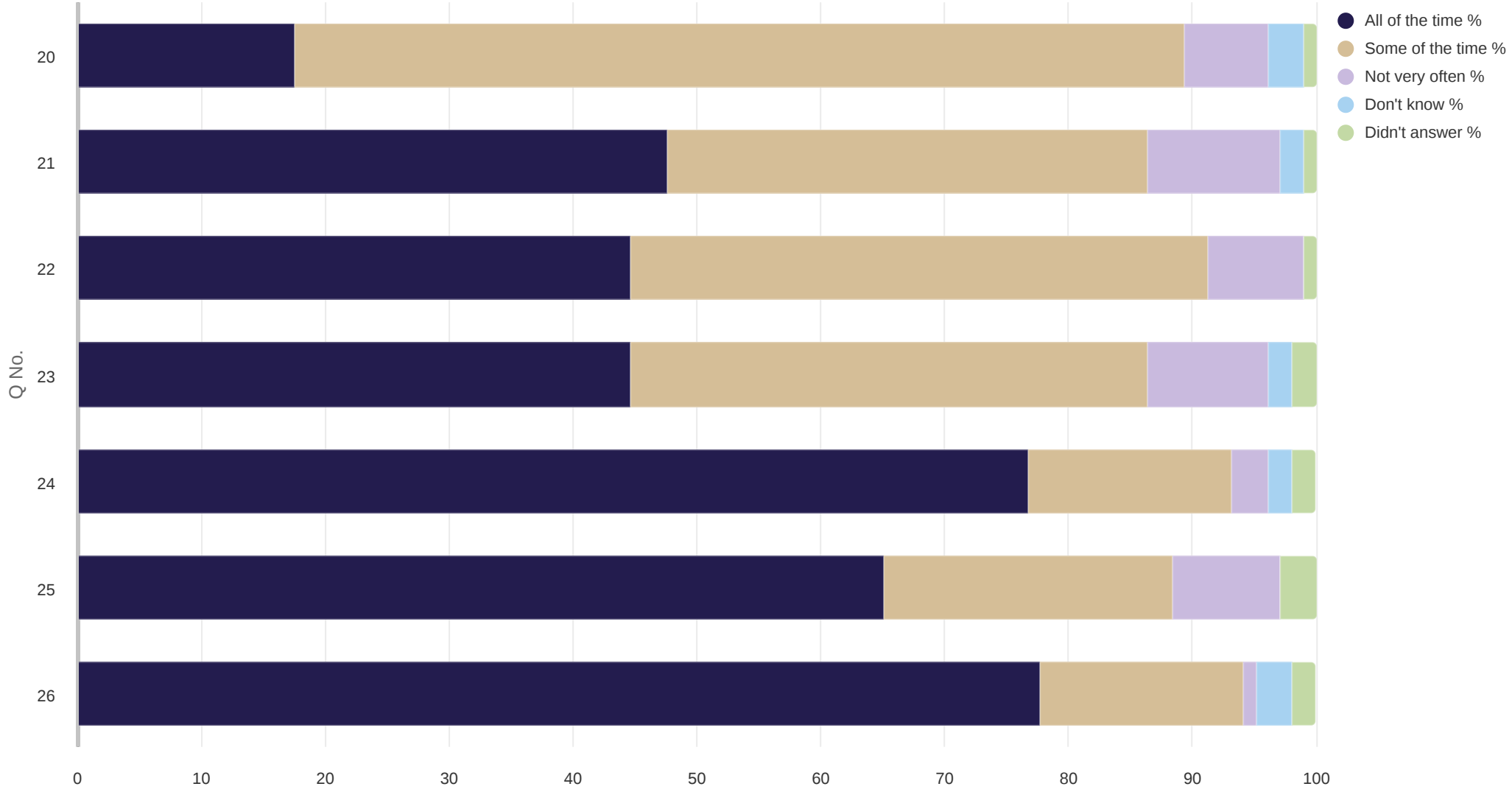


When numbers are low, responses may not add up to 100%. If there are less than 10 responses per question, that question will not appear.

## 01 Your Experience by Percentage 2 (Sharing)

| Q No. | Question | Response Count | All of the time % | Some of the time % | Not very often % | Don't know % | Didn't answer % |
|---|---|---|---|---|---|---|---|
| 20 | Other children behave well. | 103 | 17.48 | 71.84 | 6.80 | 2.91 | 0.97 |
| 21 | My teachers ask me about what things I want to learn in school. | 103 | 47.57 | 38.84 | 10.68 | 1.94 | 0.97 |
| 22 | I enjoy learning at school. | 103 | 44.66 | 46.60 | 7.77 | 0.00 | 0.97 |
| 23 | I feel that my work in school is hard enough. | 103 | 44.66 | 41.75 | 9.71 | 1.94 | 1.94 |
| 24 | I know who to ask to get help if I find my work too hard. | 103 | 76.70 | 16.50 | 2.91 | 1.94 | 1.94 |
| 25 | I am encouraged by staff to do the best I can. | 103 | 65.05 | 23.30 | 8.74 | 0.00 | 2.91 |
| 26 | I am happy with the quality of teaching in my school. | 103 | 77.67 | 16.50 | 0.97 | 2.91 | 1.94 |

## 01 Your Experience by Percentage Chart (Sharing) Bullying

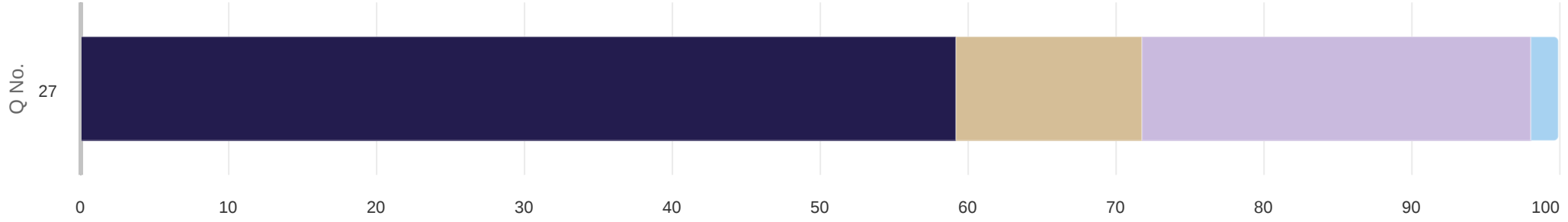


## 01 Your Experience by Percentage (Sharing) Bullying

| Q No. | Question | Response Count | Agree % | Disagree % | Never experienced % | Didn't answer % |
|---|---|---|---|---|---|---|
| 27 | My school deals well with any bullying. | 103 | 59.22 | 12.62 | 26.21 | 1.94 |

When numbers are low, responses may not add up to 100%. If there are less than 10 responses per question, that question will not appear.

HMIE | His Majesty's Inspectorate of Education in Scotland
Luchd-sgrùdaidh an Rìgh airson Foghlam ann an Alba

## 01 Your Experience by Percentage Chart (Sharing) Moved

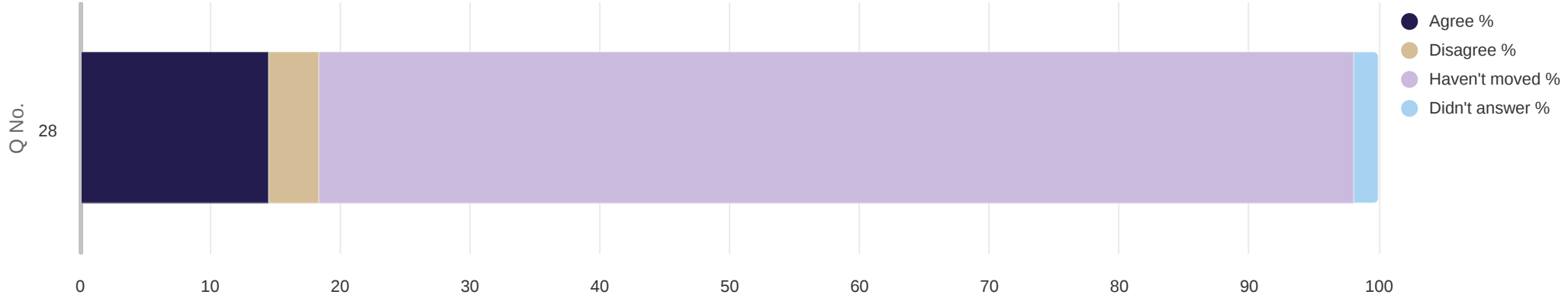


## 01 Your Experience by Percentage (Sharing) Moved

| Q No. | Question | Response Count | Agree % | Disagree % | Haven't moved % | Didn't answer % |
|---|---|---|---|---|---|---|
| 28 | I was well supported if I moved to a new school within the last year. | 103 | 14.56 | 3.88 | 79.61 | 1.94 |

When numbers are low, responses may not add up to 100%. If there are less than 10 responses per question, that question will not appear.

HMIE | His Majesty's Inspectorate of Education in Scotland
Luchd-sgrùdaidh an Rìgh airson Foghlam ann an Alba

# Questionnaire for parents/carers of children in primary stages (04)

## 04 Your Experience by Percentage Chart (Sharing)

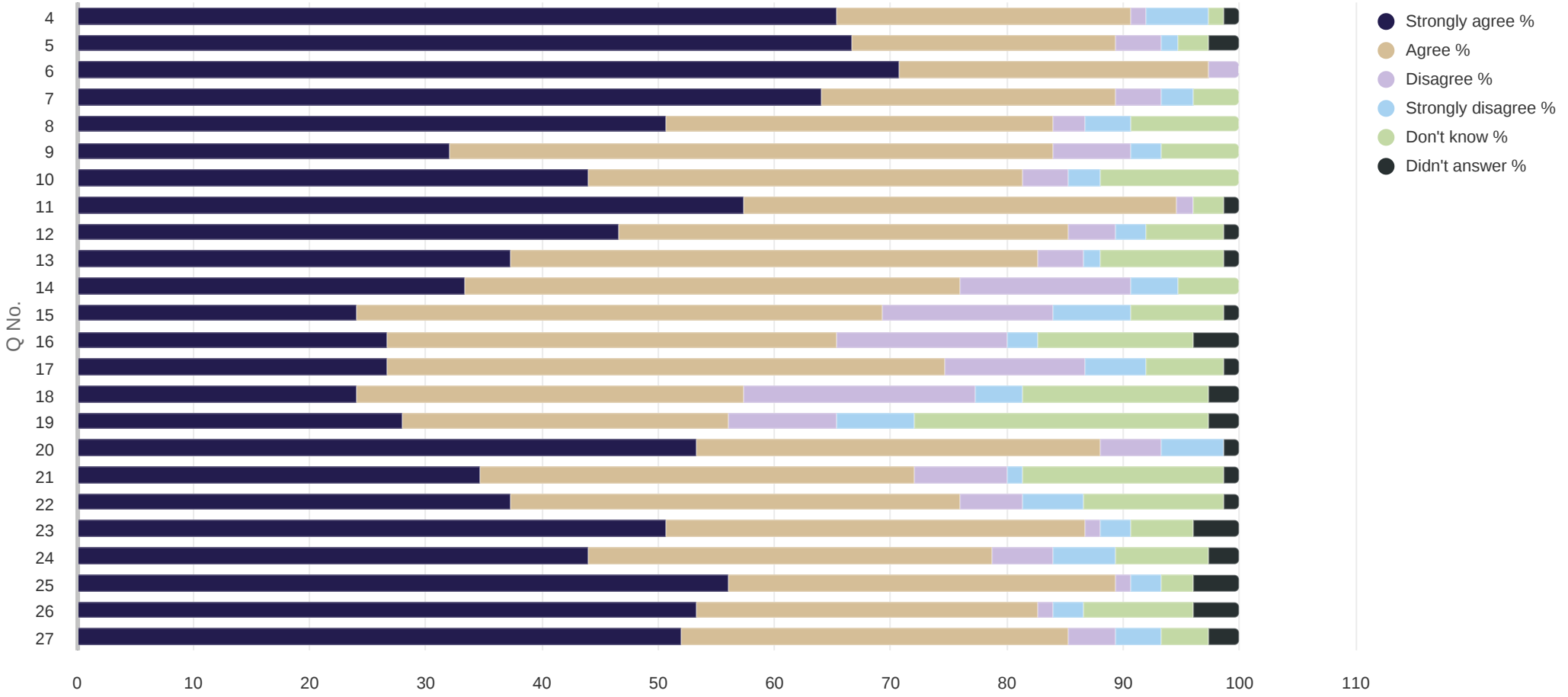


When numbers are low, responses may not add up to 100%. If there are less than 10 responses per question, that question will not appear.

## 04 Your Experience by Percentage (Sharing)

| Q No. | Question | Response Count | Strongly agree % | Agree % | Disagree % | Strongly disagree % | Don't know % | Didn't answer % |
|---|---|---|---|---|---|---|---|---|
| 4 | My child likes being at this school. | 75 | 65.33 | 25.33 | 1.33 | 5.33 | 1.33 | 1.33 |
| 5 | Staff treat my child fairly and with respect. | 75 | 66.67 | 22.67 | 4.00 | 1.33 | 2.67 | 2.67 |
| 6 | I feel that my child is safe at the school. | 75 | 70.67 | 26.67 | 2.67 | 0.00 | 0.00 | 0.00 |
| 7 | The school helps my child to feel confident. | 75 | 64.00 | 25.33 | 4.00 | 2.67 | 4.00 | 0.00 |
| 8 | I feel staff really know my child as an individual. | 75 | 50.67 | 33.33 | 2.67 | 4.00 | 9.33 | 0.00 |
| 9 | My child finds their learning activities hard enough. | 75 | 32.00 | 52.00 | 6.67 | 2.67 | 6.67 | 0.00 |
| 10 | My child receives the help he/she needs to do well. | 75 | 44.00 | 37.33 | 4.00 | 2.67 | 12.00 | 0.00 |
| 11 | My child is encouraged by the school to be healthy and take regular exercise. | 75 | 57.33 | 37.33 | 1.33 | 0.00 | 2.67 | 1.33 |
| 12 | The school supports my child's emotional wellbeing. | 75 | 46.67 | 38.67 | 4.00 | 2.67 | 6.67 | 1.33 |
| 13 | My child is making good progress at the school. | 75 | 37.33 | 45.33 | 4.00 | 1.33 | 10.67 | 1.33 |
| 14 | I receive helpful, regular feedback about how my child is learning and developing e.g. informal feedback, reports and learning profiles. | 75 | 33.33 | 42.67 | 14.67 | 4.00 | 5.33 | 0.00 |
| 15 | The information I receive about how my child is doing reaches me at the right time. | 75 | 24.00 | 45.33 | 14.67 | 6.67 | 8.00 | 1.33 |
| 16 | I understand how my child's progress is assessed. | 75 | 26.67 | 38.67 | 14.67 | 2.67 | 13.33 | 4.00 |
| 17 | The school gives me advice on how to support my child's learning at home. | 75 | 26.67 | 48.00 | 12.00 | 5.33 | 6.67 | 1.33 |

When numbers are low, responses may not add up to 100%. If there are less than 10 responses per question, that question will not appear.

| Q No. | Question | Response Count | Strongly agree % | Agree % | Disagree % | Strongly disagree % | Don't know % | Didn't answer % |
|---|---|---|---|---|---|---|---|---|
| 18 | The school organises activities where my child and I can learn together. | 75 | 24.00 | 33.33 | 20.00 | 4.00 | 16.00 | 2.67 |
| 19 | The school takes my views into account when making changes. | 75 | 28.00 | 28.00 | 9.33 | 6.67 | 25.33 | 2.67 |
| 20 | I feel comfortable approaching the school with questions, suggestions and/or a problem. | 75 | 53.33 | 34.67 | 5.33 | 5.33 | 0.00 | 1.33 |
| 21 | I feel encouraged to be involved in the work of the Parent Council and/or parent association. | 75 | 34.67 | 37.33 | 8.00 | 1.33 | 17.33 | 1.33 |
| 22 | I am kept informed about the work of the Parent Council and/or parent association. | 75 | 37.33 | 38.67 | 5.33 | 5.33 | 12.00 | 1.33 |
| 23 | I am satisfied with the quality of teaching in the school. | 75 | 50.67 | 36.00 | 1.33 | 2.67 | 5.33 | 4.00 |
| 24 | The school is well led and managed. | 75 | 44.00 | 34.67 | 5.33 | 5.33 | 8.00 | 2.67 |
| 25 | The school encourages children to treat others with respect. | 75 | 56.00 | 33.33 | 1.33 | 2.67 | 2.67 | 4.00 |
| 26 | I would recommend the school to other parents. | 75 | 53.33 | 29.33 | 1.33 | 2.67 | 9.33 | 4.00 |
| 27 | Overall, I am satisfied with the school. | 75 | 52.00 | 33.33 | 4.00 | 4.00 | 4.00 | 2.67 |

HMIE | His Majesty's Inspectorate of Education in Scotland
Luchd-sgrùdaidh an Rìgh airson Foghlam ann an Alba

## 04 Your Experience by Percentage Chart (Sharing) Bullying

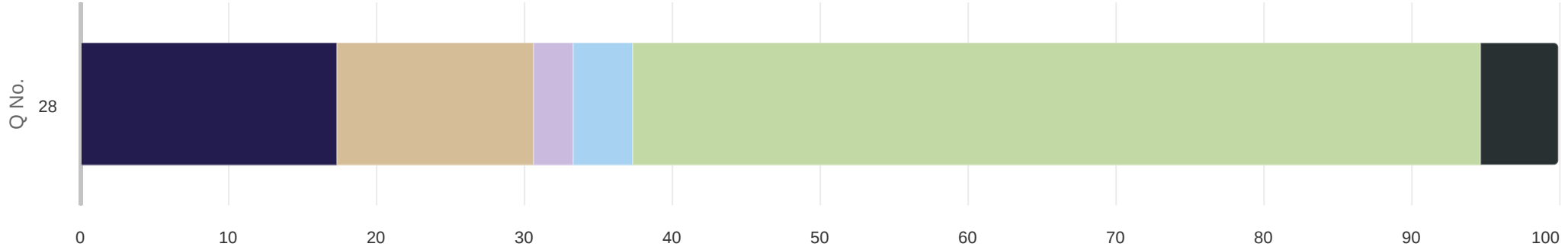


## 04 Your Experience by Percentage (Sharing) Bullying

| Q No. | Question | Response Count | Strongly agree % | Agree % | Disagree % | Strongly disagree % | Never experienced % | Didn't answer % |
|---|---|---|---|---|---|---|---|---|
| 28 | The school deals well with any bullying. | 75 | 17.33 | 13.33 | 2.67 | 4.00 | 57.33 | 5.33 |

When numbers are low, responses may not add up to 100%. If there are less than 10 responses per question, that question will not appear.

## 04 Your Experience by Percentage Chart (Sharing) Moved




## 04 Your Experience by Percentage (Sharing) Moved

No data to display

HMIE | His Majesty's Inspectorate of Education in Scotland
Luchd-sgrùdaidh an Rìgh airson Foghlam ann an Alba

# Questionnaire for partners with the school (06)

## 06 Your Experience by Percentage Chart (Sharing)

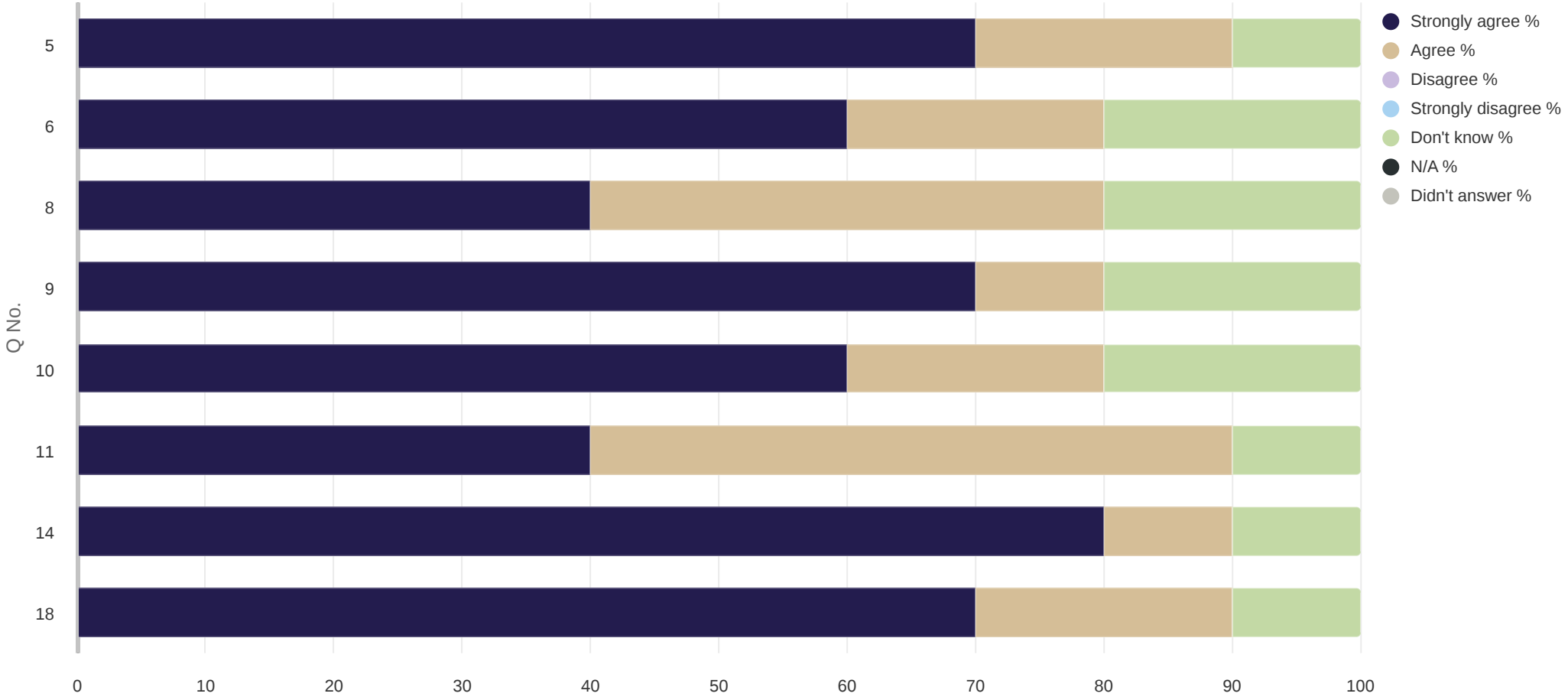


When numbers are low, responses may not add up to 100%. If there are less than 10 responses per question, that question will not appear.

## 06 Your Experience by Percentage (Sharing)

| Q No. | Question | Response Count | Strongly agree % | Agree % | Disagree % | Strongly disagree % | Don't know % | N/A % | Didn't answer % |
|---|---|---|---|---|---|---|---|---|---|
| 5 | My service/organisation has a clear understanding of the school's strategies for raising attainment for all. | 10 | 70.00 | 20.00 | 0.00 | 0.00 | 10.00 | 0.00 | 0.00 |
| 6 | There are effective arrangements in place for jointly planning provision with the school. | 10 | 60.00 | 20.00 | 0.00 | 0.00 | 20.00 | 0.00 | 0.00 |
| 8 | My service/organisation is involved in the school's self-evaluation of our joint work. | 10 | 40.00 | 40.00 | 0.00 | 0.00 | 20.00 | 0.00 | 0.00 |
| 9 | Roles and responsibilities are clearly defined within the partnership. | 10 | 70.00 | 10.00 | 0.00 | 0.00 | 20.00 | 0.00 | 0.00 |
| 10 | Effective arrangements are in place to evaluate the impact of our partnership working. | 10 | 60.00 | 20.00 | 0.00 | 0.00 | 20.00 | 0.00 | 0.00 |
| 11 | My service/organisation is kept up to date with changes in the school which may affect the services we deliver. | 10 | 40.00 | 50.00 | 0.00 | 0.00 | 10.00 | 0.00 | 0.00 |
| 14 | The school values the contribution made by my service/organisation. | 10 | 80.00 | 10.00 | 0.00 | 0.00 | 10.00 | 0.00 | 0.00 |
| 18 | Overall, partnership working with the school works well. | 10 | 70.00 | 20.00 | 0.00 | 0.00 | 10.00 | 0.00 | 0.00 |

When numbers are low, responses may not add up to 100%. If there are less than 10 responses per question, that question will not appear.

HMIE | His Majesty's Inspectorate of Education in Scotland
Luchd-sgrùdaidh an Rìgh airson Foghlam ann an Alba

# Questionnaire for school support staff (09)

## 09 Your Experience by Percentage Chart (Sharing)

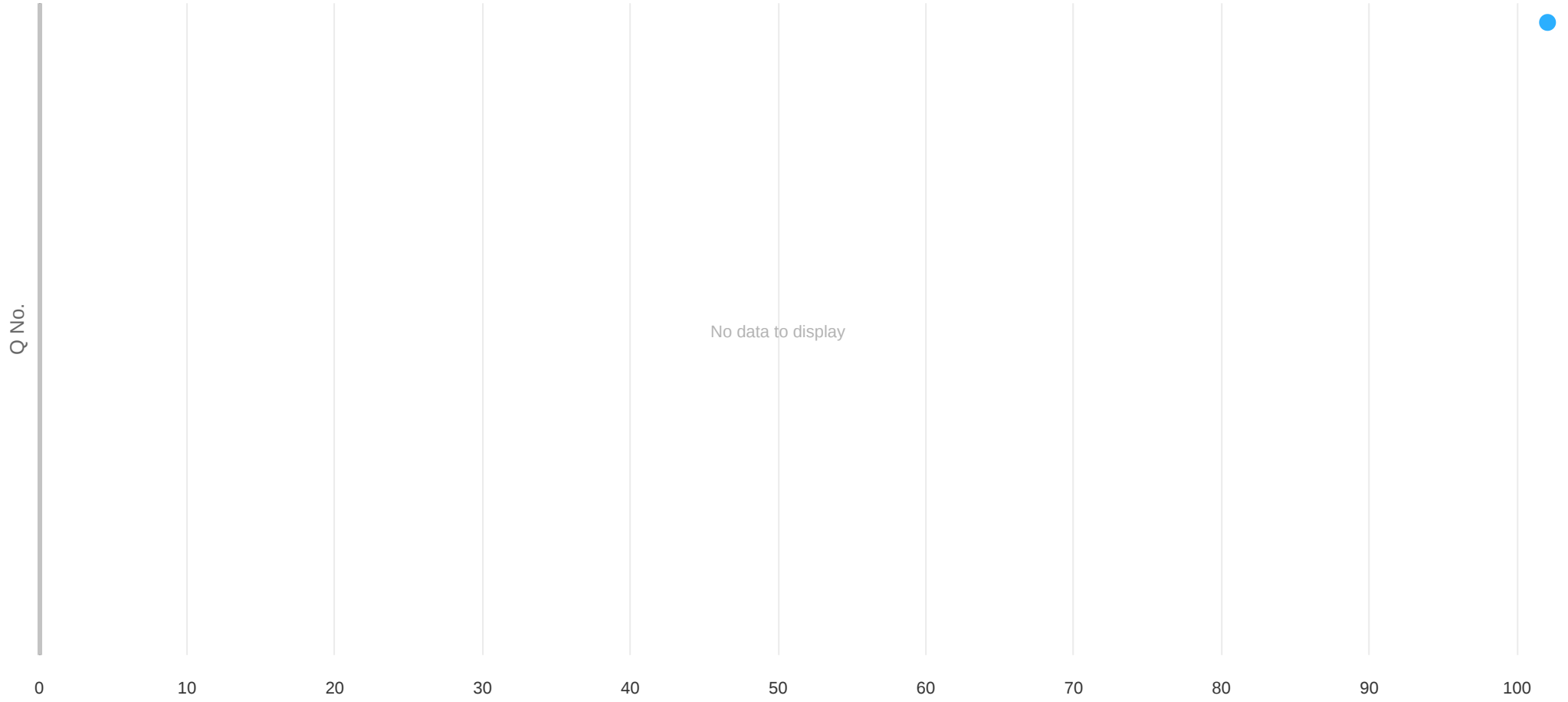


When numbers are low, responses may not add up to 100%. If there are less than 10 responses per question, that question will not appear.

## 09 Your Experience by Percentage (Sharing)

No data to display

# Questionnaire for school teachers (10)

## 10 Your Experience by Percentage Chart (Sharing)




When numbers are low, responses may not add up to 100%. If there are less than 10 responses per question, that question will not appear.

## 10 Your Experience by Percentage (Sharing)

| Q No. | Question | Response Count | Strongly agree % | Agree % | Disagree % | Strongly disagree % | Don't know % | N/A % | Didn't answer % |
|---|---|---|---|---|---|---|---|---|---|
| 2 | I find it rewarding to be a member of staff at this school. | 13 | 61.54 | 30.77 | 0.00 | 0.00 | 7.69 | 0.00 | 0.00 |
| 3 | I feel a valued part of the school's community. | 13 | 53.85 | 38.46 | 0.00 | 0.00 | 7.69 | 0.00 | 0.00 |
| 4 | I am encouraged to learn and share practice with colleagues from other schools. | 13 | 53.85 | 30.77 | 0.00 | 0.00 | 15.38 | 0.00 | 0.00 |
| 5 | I am given the opportunity to learn and share practice with colleagues from other schools. | 13 | 46.15 | 30.77 | 0.00 | 0.00 | 23.08 | 0.00 | 0.00 |
| 6 | I have a clear understanding of the social, cultural and economic context of the school. | 13 | 53.85 | 38.46 | 0.00 | 0.00 | 7.69 | 0.00 | 0.00 |
| 7 | I feel appropriately supported by the school to undertake my role. | 13 | 61.54 | 30.77 | 0.00 | 0.00 | 7.69 | 0.00 | 0.00 |
| 8 | I am supported to engage in professional learning. | 13 | 61.54 | 30.77 | 0.00 | 0.00 | 7.69 | 0.00 | 0.00 |
| 9 | My professional learning enables me to reflect on and improve my practice. | 13 | 53.85 | 38.46 | 0.00 | 0.00 | 7.69 | 0.00 | 0.00 |
| 10 | I have regular opportunities to undertake leadership roles. | 13 | 46.15 | 38.46 | 0.00 | 0.00 | 7.69 | 7.69 | 0.00 |
| 11 | I have opportunities to be involved in agreeing priorities for the school. | 13 | 53.85 | 30.77 | 0.00 | 0.00 | 15.38 | 0.00 | 0.00 |
| 12 | I am actively involved in the school's ongoing self-evaluation. | 13 | 46.15 | 38.46 | 0.00 | 0.00 | 15.38 | 0.00 | 0.00 |
| 13 | GTCS standards are used to support professional dialogue. | 13 | 53.85 | 38.46 | 0.00 | 0.00 | 7.69 | 0.00 | 0.00 |

| Q No. | Question | Response Count | Strongly agree % | Agree % | Disagree % | Strongly disagree % | Don't know % | N/A % | Didn't answer % |
|---|---|---|---|---|---|---|---|---|---|
| 14 | I use information, including data, effectively to identify and reduce inequalities in children's and young people's outcomes. | 13 | 53.85 | 38.46 | 0.00 | 0.00 | 7.69 | 0.00 | 0.00 |
| 15 | I understand how to apply the school's procedures relating to child protection and safeguarding. | 13 | 76.92 | 15.38 | 0.00 | 0.00 | 7.69 | 0.00 | 0.00 |
| 16 | The school's vision and values underpins my work. | 13 | 76.92 | 15.38 | 0.00 | 0.00 | 7.69 | 0.00 | 0.00 |
| 17 | Staff treat all children and young people fairly and with respect. | 13 | 84.62 | 7.69 | 0.00 | 0.00 | 7.69 | 0.00 | 0.00 |
| 18 | Colleagues treat each other with respect. | 13 | 84.62 | 7.69 | 0.00 | 0.00 | 7.69 | 0.00 | 0.00 |
| 19 | Children and young people are encouraged and supported to treat others with respect. | 13 | 92.31 | 0.00 | 0.00 | 0.00 | 7.69 | 0.00 | 0.00 |
| 20 | Children and young people are well behaved. | 13 | 61.54 | 30.77 | 0.00 | 0.00 | 7.69 | 0.00 | 0.00 |
| 21 | The school deals effectively with any bullying. | 13 | 53.85 | 30.77 | 0.00 | 0.00 | 15.38 | 0.00 | 0.00 |
| 22 | I am provided with feedback when I report an incident. | 13 | 53.85 | 30.77 | 0.00 | 0.00 | 15.38 | 0.00 | 0.00 |
| 23 | Staff at all levels within the school communicate effectively with each other. | 13 | 76.92 | 15.38 | 0.00 | 0.00 | 7.69 | 0.00 | 0.00 |
| 24 | The school's arrangements for engaging parents in their child's learning are effective. | 13 | 38.46 | 46.15 | 0.00 | 0.00 | 15.38 | 0.00 | 0.00 |
| 25 | The school is well led and managed. | 13 | 69.23 | 23.08 | 0.00 | 0.00 | 7.69 | 0.00 | 0.00 |
| 26 | Collaborative working across the school is effective in taking forward improvement. | 13 | 46.15 | 38.46 | 0.00 | 0.00 | 15.38 | 0.00 | 0.00 |
| 27 | Children and young people are engaged in their learning. | 13 | 53.85 | 38.46 | 0.00 | 0.00 | 7.69 | 0.00 | 0.00 |

When numbers are low, responses may not add up to 100%. If there are less than 10 responses per question, that question will not appear.

| Q No. | Question | Response Count | Strongly agree % | Agree % | Disagree % | Strongly disagree % | Don't know % | N/A % | Didn't answer % |
|---|---|---|---|---|---|---|---|---|---|
| 28 | I give children and young people regular feedback which helps them to progress. | 13 | 76.92 | 15.38 | 0.00 | 0.00 | 7.69 | 0.00 | 0.00 |
| 29 | Children and young people are provided with experiences which meet their learning needs. | 13 | 69.23 | 23.08 | 0.00 | 0.00 | 7.69 | 0.00 | 0.00 |
| 30 | Children and young people are involved in talking about and planning their learning. | 13 | 30.77 | 61.54 | 0.00 | 0.00 | 7.69 | 0.00 | 0.00 |
| 31 | Children and young people are involved in setting their learning targets. | 13 | 38.46 | 46.15 | 0.00 | 0.00 | 15.38 | 0.00 | 0.00 |
| 32 | Children and young people have the opportunity to lead their learning. | 13 | 38.46 | 46.15 | 0.00 | 0.00 | 15.38 | 0.00 | 0.00 |
| 33 | I receive appropriate support for planning, preparation and assessment. | 13 | 46.15 | 46.15 | 0.00 | 0.00 | 7.69 | 0.00 | 0.00 |
| 34 | The school has effective strategies to support children and young people with their learning, including those requiring additional support. | 13 | 46.15 | 38.46 | 0.00 | 0.00 | 15.38 | 0.00 | 0.00 |
| 35 | Staff have a shared understanding of their 'responsibility of all' in literacy and numeracy and health and wellbeing. | 13 | 61.54 | 23.08 | 0.00 | 0.00 | 15.38 | 0.00 | 0.00 |
| 36 | Moderation activities are helping me to make sound professional judgements. | 13 | 46.15 | 38.46 | 0.00 | 0.00 | 15.38 | 0.00 | 0.00 |
| 37 | I have regular opportunities to help shape the curriculum through discussions with colleagues, parents and partners. | 13 | 23.08 | 61.54 | 0.00 | 0.00 | 7.69 | 7.69 | 0.00 |
| 38 | I am aware of and involved in the school's strategies for raising attainment for all. | 13 | 53.85 | 30.77 | 0.00 | 0.00 | 15.38 | 0.00 | 0.00 |

When numbers are low, responses may not add up to 100%. If there are less than 10 responses per question, that question will not appear.

HMIE | His Majesty's Inspectorate of Education in Scotland
Luchd-sgrùdaidh an Rìgh airson Foghlam ann an Alba

# Questionnaire for pupil support staff (11)

## 11 Your Experience by Percentage Chart (Sharing)

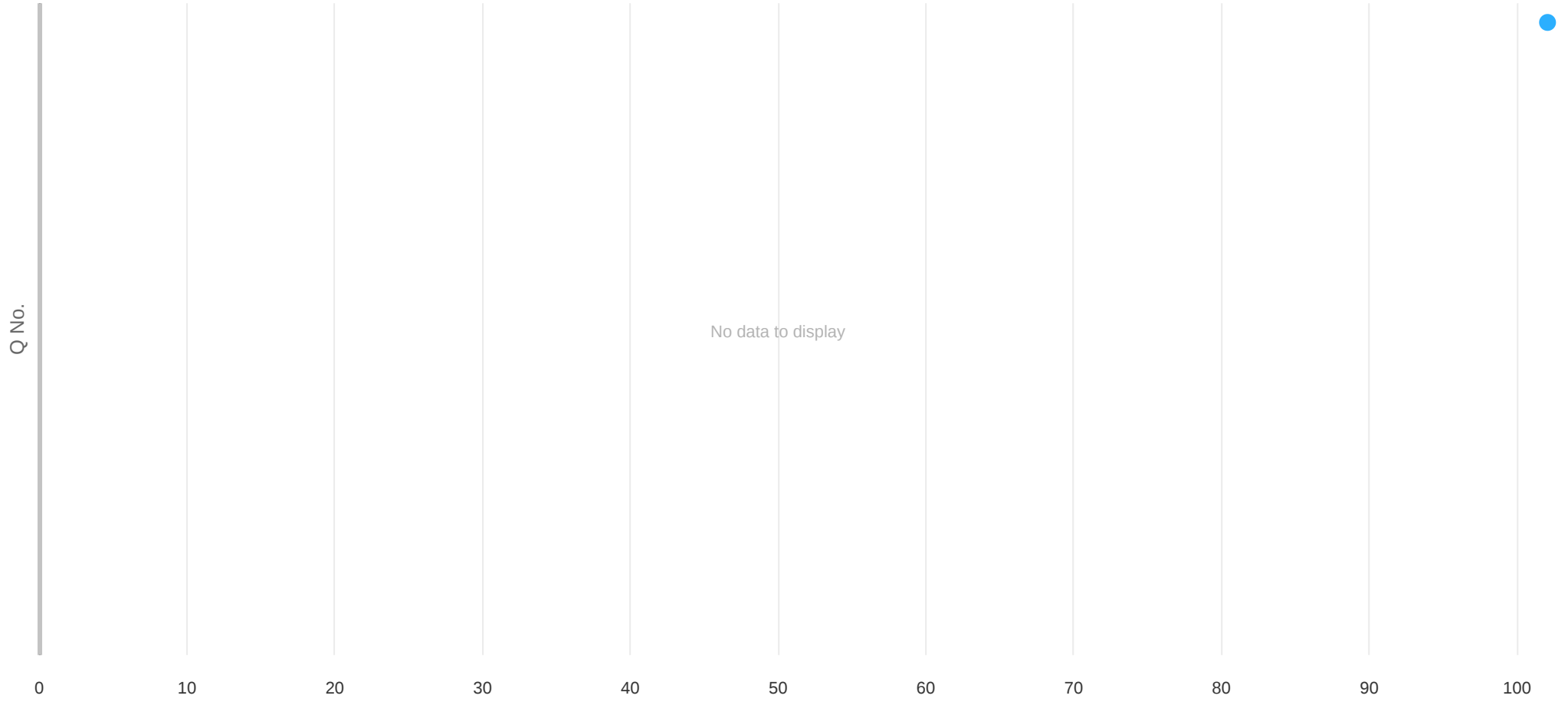


When numbers are low, responses may not add up to 100%. If there are less than 10 responses per question, that question will not appear.

## 11 Your Experience by Percentage (Sharing)

No data to display